

Only on AWD models

550.4V Lithium Iron Phosphate Battery

	Airbag		Battery low voltage		Battery pack, high-voltage		Gas strut/Preloaded spring
	High voltage component		High voltage power cable		High strength zone		Seat belt pretensioner
	SRS control unit		Stored gas inflator		Zone requiring special attention		
	Cable cut						



1. Identification/recognition



The electric motor is silent. The OK indicator light on the instrument cluster indicates that the current electric drive system is operational. Wear appropriate personal protective equipment.



(3.8s only for AWD)

2. Immobilisation/stabilisation/lifting

Immobilising vehicle



Shift into "P" and engage parking brake



Turn off the ignition

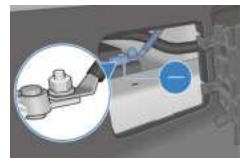
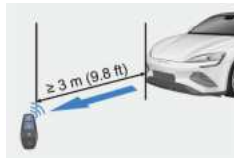
Stabilisation-lifting points



- Safe stabilisation points
- Appropriate lift areas
- High-voltage battery

3. Disable direct hazards/ safety regulations

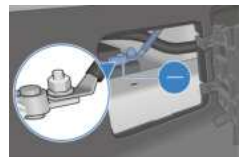
Main disabling method



Alternative disabling method



Access to 12V battery






Do not touch, cut or open high-voltage components and the high-voltage battery! Wear appropriate protective equipment!

In the event of an accident in which the airbags are deployed, the high-voltage system will be automatically deactivated. The high-voltage system is de-energised approximately 60 seconds after deactivation.

4. Access to the occupants

High-strength zone



Seat adjustment



Steering column adjustment



Glass types



- 1: Laminated glass
- 2: Tempered glass

5. Stored energy/ liquids/ gases/ solids

		12V
		550.4V Lithium iron phosphate battery
		R-1234yf 1400/1650 ±10g

When there is coolant leakage, the battery pack may become unstable and there is risk of thermal runaway. The battery pack temperature must be checked with a thermal imaging camera.

6. In case of fire

Extinguish the fire using large amounts of water.

BATTERY RE-IGNITION!

7. In case of submersion

After removing the vehicle from the water, shut off the high voltage system (see Chapter 3) and let all water drain out. Appropriate personal protective equipment must be worn during this procedure.



8. Towing/ transportation/ storage

Front hook location



Store at safe distance from other vehicles!



BATTERY RE-IGNITION!

9. Important additional information



Driver's seat has a far side airbag in addition to the side airbag. Location of far side airbag is shown in the mark 9 on page 1.

10. Explanation of pictograms used

	Warning, Electricity		Flammable
	General warning sign		Corrosives
	Use thermal infrared camera		Acute toxicity
	Bonnet		Hazardous to the human health
	Use water to extinguish the fire		Explosive
	Warning: low temperature		Air-conditioning component
	Remove smart key		